

City of Murray
Rate Summary
September 3, 2014

Real Property

Ad valorem tax per \$100 valuation of real property	\$	0.4095
Ad valorem tax per \$100 valuation of real property for funding of City of Murray Police and Firemen's Pension Fund		0.0165
Real property rate per \$100 valuation	\$	<u>0.4260</u>

Tangible Property

Ad valorem tax per \$100 valuation of tangible property	\$	0.4095
Ad valorem tax per \$100 valuation of tangible property for funding of City of Murray Police and Firemen's Pension Fund		0.0165
Tangible property rate per \$100 valuation	\$	<u>0.4260</u>

Vehicle and Watercraft

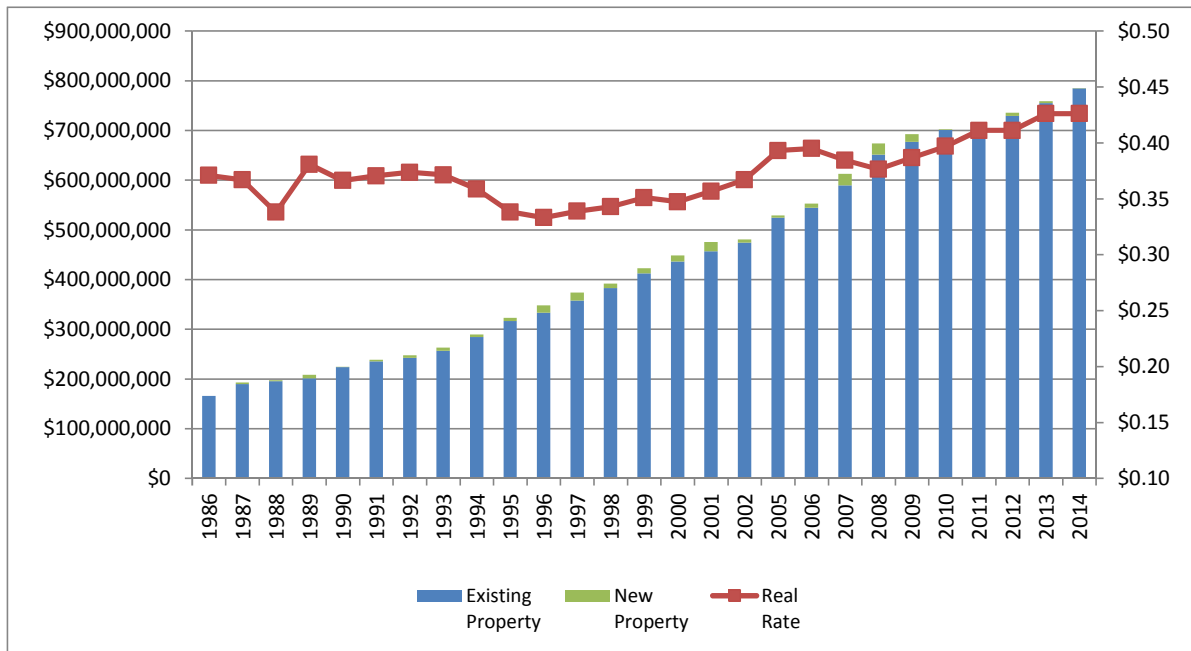
Ad valorem tax per \$100 valuation of vehicle and watercraft	\$	0.3635
Ad valorem tax per \$100 valuation of vehicle and watercraft of City of Murray Police and Firemen's Pension Fund		0.0165
Vehicle and watercraft rate per \$100 valuation	\$	<u>0.3800</u>

City of Murray
Property Tax Rate Comparisons
 September 3, 2014

Historical data - Real property*

Year	Property Value				Real Rate	Receipts	
	New Property	Existing Property	Total	Growth		Amount	Growth
2005	4,510,450	523,956,418	528,466,868	3%	0.3930	2,076,875	5%
2006	8,445,380	544,135,553	552,580,933	5%	0.3948	2,181,590	5%
2007	23,521,374	589,198,705	612,720,079	11%	0.3844	2,355,296	8%
2008	22,220,642	651,362,369	673,583,011	10%	0.3764	2,535,366	8%
2009	15,475,362	676,676,036	692,151,398	3%	0.3867	2,676,549	6%
2010	1,030,867	700,649,720	701,680,587	1%	0.3969	2,784,970	4%
2011	3,472,101	711,266,607	714,738,708	2%	0.4110	2,937,576	6%
2012	6,531,879	728,686,242	735,218,121	3%	0.4110	3,021,746	3%
2013	3,620,717	754,741,445	758,362,162	3%	0.4260	3,230,623	7%
2014	362,555	784,108,811	784,471,366	3%	0.4260	3,341,848	3%

* Based on original property assessments (excluding inclusions/exonerations)

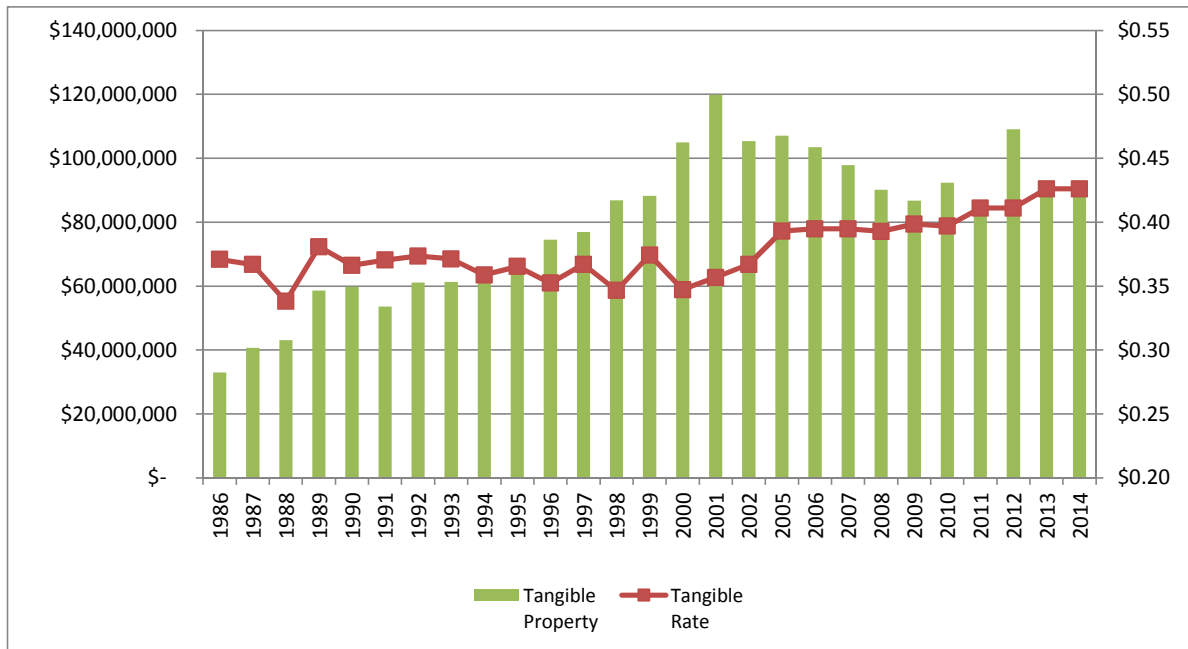


City of Murray
Property Tax Rate Comparisons
 September 3, 2014

Historical data - Tangible property*

Year	Property Value		Receipts		
	Tangible Property	Growth	Tangible Rate	Amount	Growth
2005	107,084,767	4%	0.3930	420,843	7%
2006	103,490,564	-3%	0.3948	408,581	-3%
2007	97,835,624	-5%	0.3948	386,255	-5%
2008	90,100,263	-8%	0.3927	353,824	-8%
2009	86,722,642	-4%	0.3985	345,590	-2%
2010	92,304,561	6%	0.3969	366,357	6%
2011	82,693,928	-10%	0.4110	339,872	-7%
2012	109,039,107	32%	0.4110	448,151	32%
2013	88,298,843	-19%	0.4260	376,153	-16%
2014	90,035,771	2%	0.4260	383,552	2%

* Based on original property assessments (excluding inclusions/exonerations)

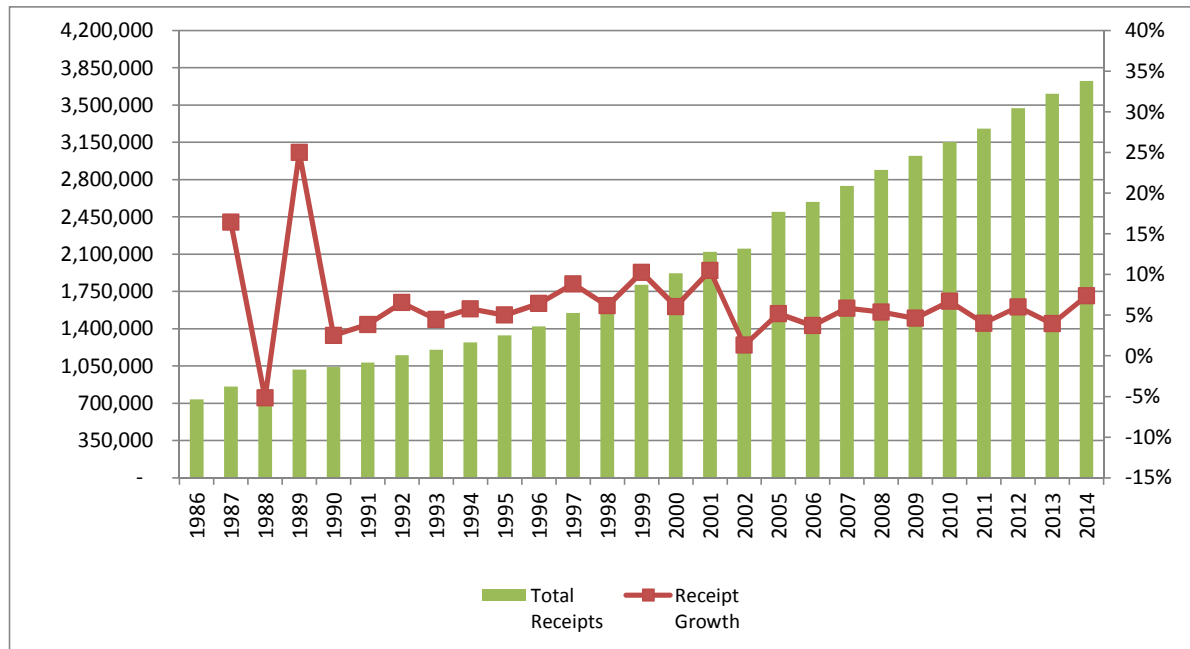


City of Murray
Property Tax Rate Comparisons
 September 3, 2014

Historical data - Total receipts*

Year	Property Value		Total Receipts	Receipt Growth
	Total Property	Property Growth		
2005	635,551,635	3%	2,497,718	5%
2006	656,071,497	3%	2,590,170	4%
2007	710,555,703	8%	2,741,551	6%
2008	763,683,274	7%	2,889,190	5%
2009	778,874,040	2%	3,022,139	5%
2010	793,985,148	2%	3,151,327	7%
2011	797,432,636	0%	3,277,448	4%
2012	844,257,228	6%	3,469,897	6%
2013	846,661,005	0%	3,606,776	4%
2014	874,507,137	4%	3,725,400	7%

* Based on original property assessments (excluding inclusions/exonerations)



City of Murray
Property Tax Rate Comparisons
September 3, 2014

Year-over-year receipt increase

CY2013

Real property assessments	754,519,648		
Real property rate	<u>\$ 0.4260</u>		
Subtotal real property receipts		\$	3,214,254
Tangible property assessments	88,298,843		
Tangible property rate	<u>\$ 0.4260</u>		
Subtotal tangible property receipts			<u>376,153</u>
CY2012 Property tax receipts		\$	3,590,407

CY2014

Real property assessments	784,471,366		
Real property rate	<u>\$ 0.4260</u>		
Subtotal real property receipts		\$	3,341,848
Tangible property assessments	90,035,771		
Tangible property rate	<u>\$ 0.4260</u>		
Subtotal tangible property receipts			<u>383,552</u>
CY2013 Property tax receipts			<u>3,725,400</u>

Change in property tax receipts \$ 134,994

Components of receipt increase

New real property

New real property assessments	362,555		
CY Real property rate	<u>\$ 0.4260</u>		
New real property increase		\$	1,544

Change in tangible property

Decrease in tangible property assessments	1,736,928		
CY Tangible property rate	<u>\$ 0.4260</u>		
Tangible property increase			7,399

Change in total property

PY Real and tangible property receipts	3,590,407		
Percentage increase in receipts	<u>3.5%</u>		
Total property increase			<u>126,050</u>

Change in property tax revenue \$ 134,994