



# City of Murray

## Lockout Tagout Procedures

Machine: Blower 3 Plant: Wastewater Treatment Plant  
 Area: Filter Press Building Updated: 7/9/10

### Personal Protective Equipment:

				
Safety Glasses	Steel Toe Shoes	Hearing Protection (as needed)	Leather Gloves (as needed)	




### SAFE OPERATING PROCEDURES:

1. Always Lock, Tag, and Try to control hazardous energy sources prior to performing maintenance or service on this machine, when removing or bypassing a guard, and/or under any circumstance where the unexpected start-up or energization of the equipment could cause bodily harm.	
--	--

### LOCKOUT PROCEDURE:


*(Use this procedure before any servicing or maintenance activities are performed where the expected energization, start up, or release of stored energy may cause injury. (i.e. repairs, set-up, clearing parts, etc.)*

### Lock Out/Tag Out Equipment Needed:

					
Lock	Tag	Hasp			

### Before Servicing or Maintenance:

1. Notify affected personnel that you intend to lockout or tagout the equipment.	5. Apply lock and tag on knife switch. *NOTE* Tag shall include date taken out of service, person/persons that took out of service, and work being done.
2. Clear the area and equipment of tools, parts and other materials.	
3. Identify Blower 3 knife switch on the southeast side of the Filter Press Building on the right side of the control panel.	
4. De-energize knife switch by turning to OFF position.	

<b>Energy Sources:</b>				
<b>Magnitude:</b>	<b>460V</b>			
<b>Energy Isolation Device &amp; Location:</b>	Control Panel in Filter Press Building			

### After Servicing or Maintenance:

1. Verify all controls are "off" or in neutral position.	Prepared by: _____ Date: <u>7/9/10</u>
2. Clear machine or equipment of tools, parts, or people.	Approvals: _____
3. Make sure all guarding is in place.	_____
4. Notify affected personnel that the machine or equipment will be re-energized.	_____
5. Remove locks, devices, and tags from energy isolation devices.	_____
6. Re-energize or power-up machine by returning energy isolating devices to normal operating position.	_____